

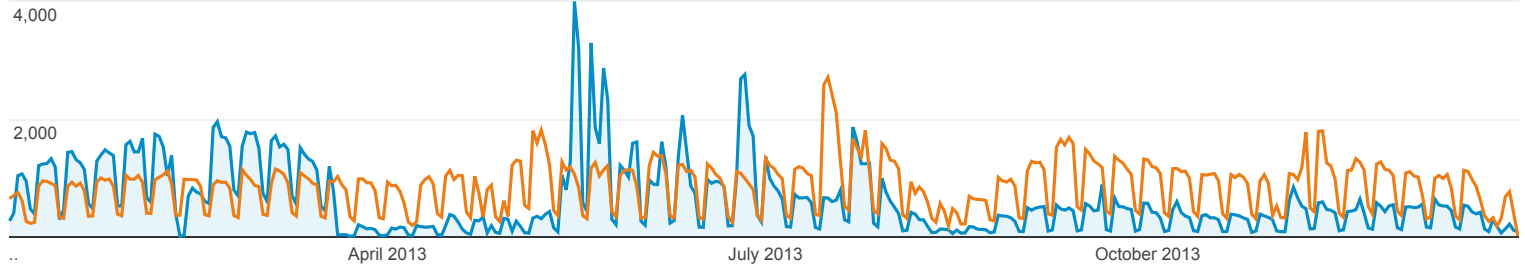
Audience Overview

Dec 31, 2012 - Dec 29, 2013
Compare to: Jan 2, 2012 - Dec 30, 2012



Overview

Dec 31, 2012 - Dec 29, 2013: ● Visits
Jan 2, 2012 - Dec 30, 2012: ● Visits

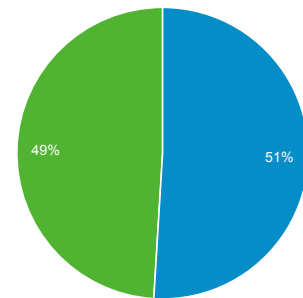


117,898 people visited this site

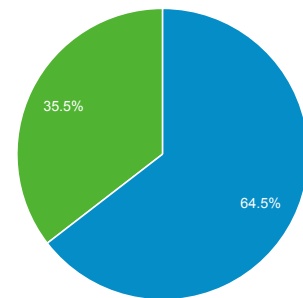
<p>Visits</p> <p>-27.00%</p> <p>227,090 vs 311,102</p>	<p>Unique Visitors</p> <p>-42.06%</p> <p>117,898 vs 203,481</p>	<p>Pageviews</p> <p>-11.00%</p> <p>503,784 vs 566,057</p>
<p>Pages / Visit</p> <p>21.92%</p> <p>2.22 vs 1.82</p>	<p>Avg. Visit Duration</p> <p>62.67%</p> <p>00:02:09 vs 00:01:19</p>	<p>Bounce Rate</p> <p>-18.53%</p> <p>58.06% vs 71.26%</p>
<p>% New Visits</p> <p>-21.05%</p> <p>50.94% vs 64.52%</p>		

■ New Visitor ■ Returning Visitor

Dec 31, 2012 - Dec 29, 2013



Jan 2, 2012 - Dec 30, 2012



Language

1. [en-us](#)

Visits % Visits

Dec 31, 2012 - Dec 29, 2013



















93,371 41.12%

Jan 2, 2012 - Dec 30, 2012

90,807 29.19%

% Change

2.82% **40.86%**

2. it		
Dec 31, 2012 - Dec 29, 2013	73,334	 32.29%
Jan 2, 2012 - Dec 30, 2012	143,633	 46.17%
% Change	-48.94%	-30.06%
3. it-it		
Dec 31, 2012 - Dec 29, 2013	52,442	 23.09%
Jan 2, 2012 - Dec 30, 2012	65,073	 20.92%
% Change	-19.41%	10.40%
4. en		
Dec 31, 2012 - Dec 29, 2013	6,646	 2.93%
Jan 2, 2012 - Dec 30, 2012	9,702	 3.12%
% Change	-31.50%	-6.16%
5. en-gb		
Dec 31, 2012 - Dec 29, 2013	514	 0.23%
Jan 2, 2012 - Dec 30, 2012	576	 0.19%
% Change	-10.76%	22.25%
6. (not set)		
Dec 31, 2012 - Dec 29, 2013	129	 0.06%
Jan 2, 2012 - Dec 30, 2012	114	 0.04%
% Change	13.16%	55.02%
7. fr		
Dec 31, 2012 - Dec 29, 2013	96	 0.04%
Jan 2, 2012 - Dec 30, 2012	180	 0.06%
% Change	-46.67%	-26.94%
8. de		
Dec 31, 2012 - Dec 29, 2013	76	 0.03%
Jan 2, 2012 - Dec 30, 2012	149	 0.05%
% Change	-48.99%	-30.12%
9. de-de		
Dec 31, 2012 - Dec 29, 2013	64	 0.03%
Jan 2, 2012 - Dec 30, 2012	119	 0.04%
% Change	-46.22%	-26.32%
10. es		
Dec 31, 2012 - Dec 29, 2013	55	 0.02%
Jan 2, 2012 - Dec 30, 2012	99	 0.03%
% Change	-44.44%	-23.89%