

http://www.lomb.cgil.it/rsuibm/ - http://www.lomb.cgil.it/rsuibm/  
www.lomb.cgil.it/rsuibm/

Dec 31, 2012 - Dec 29, 2013  
Compare to: Jan 2, 2012 - Dec 30, 2012

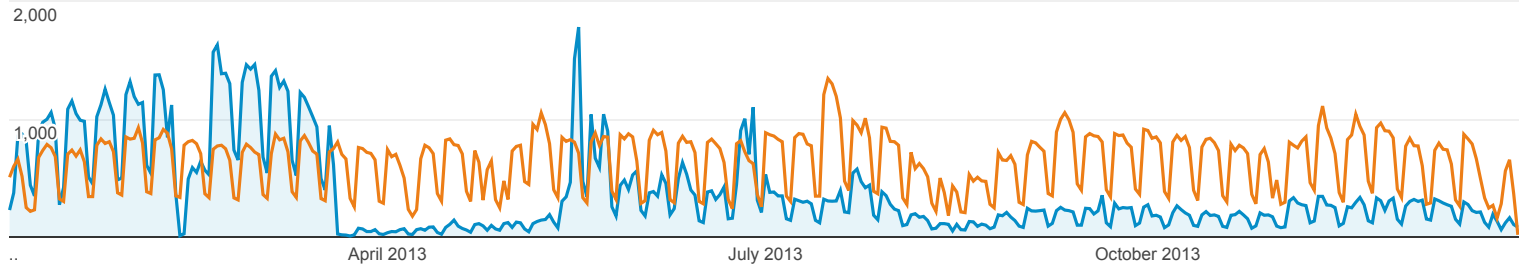
## Audience Overview



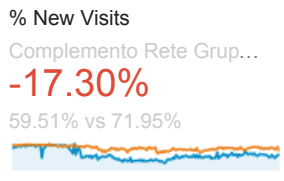
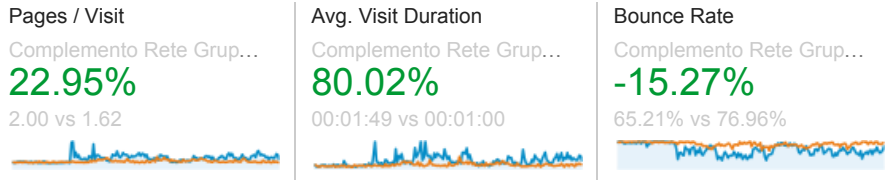
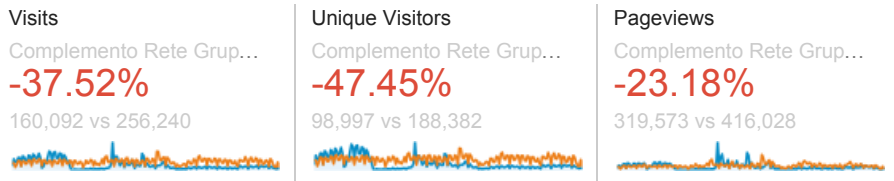
This report is based on 249,632 visits (46.38% of visits). [Learn more](#)

### Overview

Dec 31, 2012 - Dec 29, 2013: Unique Visitors  
Jan 2, 2012 - Dec 30, 2012: Unique Visitors

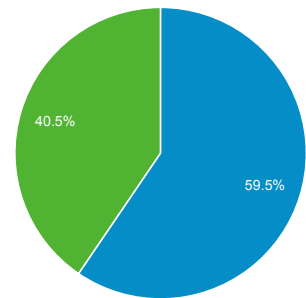


## 98,997 people visited this site

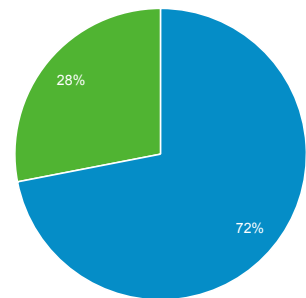


■ New Visitor ■ Returning Visitor

Dec 31, 2012 - Dec 29, 2013





















Jan 2, 2012 - Dec 30, 2012



### Language

	Visits	% Visits
1. <a href="#">it</a>		
Dec 31, 2012 - Dec 29, 2013	61,742	38.57%
Jan 2, 2012 - Dec 30, 2012	134,410	52.46%
<b>% Change</b>	<b>-54.06%</b>	<b>-26.47%</b>

2. <a href="#">it-it</a>		
Dec 31, 2012 - Dec 29, 2013	49,490	 30.91%
Jan 2, 2012 - Dec 30, 2012	64,818	 25.30%
<b>% Change</b>	<b>-23.65%</b>	<b>22.21%</b>
3. <a href="#">en-us</a>		
Dec 31, 2012 - Dec 29, 2013	42,138	 26.32%
Jan 2, 2012 - Dec 30, 2012	45,894	 17.91%
<b>% Change</b>	<b>-8.18%</b>	<b>46.96%</b>
4. <a href="#">en</a>		
Dec 31, 2012 - Dec 29, 2013	5,754	 3.59%
Jan 2, 2012 - Dec 30, 2012	9,467	 3.69%
<b>% Change</b>	<b>-39.22%</b>	<b>-2.72%</b>
5. <a href="#">en-gb</a>		
Dec 31, 2012 - Dec 29, 2013	216	 0.13%
Jan 2, 2012 - Dec 30, 2012	427	 0.17%
<b>% Change</b>	<b>-49.41%</b>	<b>-19.03%</b>
6. <a href="#">(not set)</a>		
Dec 31, 2012 - Dec 29, 2013	129	 0.08%
Jan 2, 2012 - Dec 30, 2012	106	 0.04%
<b>% Change</b>	<b>21.70%</b>	<b>94.79%</b>
7. <a href="#">de</a>		
Dec 31, 2012 - Dec 29, 2013	97	 0.06%
Jan 2, 2012 - Dec 30, 2012	147	 0.06%
<b>% Change</b>	<b>-34.01%</b>	<b>5.62%</b>
8. <a href="#">fr</a>		
Dec 31, 2012 - Dec 29, 2013	93	 0.06%
Jan 2, 2012 - Dec 30, 2012	198	 0.08%
<b>% Change</b>	<b>-53.03%</b>	<b>-24.82%</b>
9. <a href="#">de-de</a>		
Dec 31, 2012 - Dec 29, 2013	45	 0.03%
Jan 2, 2012 - Dec 30, 2012	95	 0.04%
<b>% Change</b>	<b>-52.63%</b>	<b>-24.18%</b>
10. <a href="#">es</a>		
Dec 31, 2012 - Dec 29, 2013	45	 0.03%
Jan 2, 2012 - Dec 30, 2012	71	 0.03%
<b>% Change</b>	<b>-36.62%</b>	<b>1.45%</b>